

For easy access to your 1098T information, you can simply sign in to your Banner Web account and follow the link accessed by View/Reprint 1098T. This link is also always available via a button on the Tuition & Fees pages on our website, under forms.

1. Login to Banner Web:

Getting Started Other Bookmarks

NCCC **BannerWEB**
NIAGARA COUNTY COMMUNITY COLLEGE

Welcome to NCCC BANNER WEB

ATTENTION: Banner will be unavailable from 10pm - Midnight Monday - Friday for nightly maintenance.

- [Enter Secure Area \(T-Wolves\)](#)
- [Enter Secure Area \(Banner ID & PIN\)](#)
- [Apply to NCCC \(Web Application\)](#)
- [Check Admission Application Status](#)
- [Billing & Payment Process Instructions](#)
- [Banner Web Registration - Help](#)
- [Campus Organizations](#)
- [Course Catalogs](#)
- [Course Offerings](#)
- [General Financial Aid](#)
- [Guide to Online Student Services - Help](#)
- [Honors Courses](#)
- [Modular deadlines for course withdrawals and S/U grading](#)
- [NCCC Campus Directory](#)
- [Non-Matriculated Student Registration Instructions](#)
- [Open Seats Listings](#)
- [Prospective Students Application](#)
- [Refund/Liability Schedule](#)
- [Student Rights & Responsibilities Handbook](#)
- [The Students' Guide](#)
- [T-Wolves Username Assistance](#)
- [1098T Reprint and Access - Help](#)
- [Proxy Access](#)
- [Waitlisted Courses Instructions](#)

RELEASE: 8.9.5.1

© 2021 Ellucian Company L.P. and its affiliates.
This software contains confidential and proprietary information of Ellucian or its subsidiaries.
Use of this software is limited to Ellucian licensees, and is subject to the terms and conditions of one or more written license agreements between Ellucian and such licensees.

2. Go to the Student Accounts area:

Most Visited Getting Started Other Bookmarks

NCCC **BannerWEB**
NIAGARA COUNTY COMMUNITY COLLEGE

[Personal Information](#) [Student Services & Financial Aid](#) [Faculty and Advisor Services](#) [Employee](#) [Pay Bill Online](#) [Authorize my Records](#)

Search Go [ACCESSIBILITY](#) [SITE](#)

Main Menu

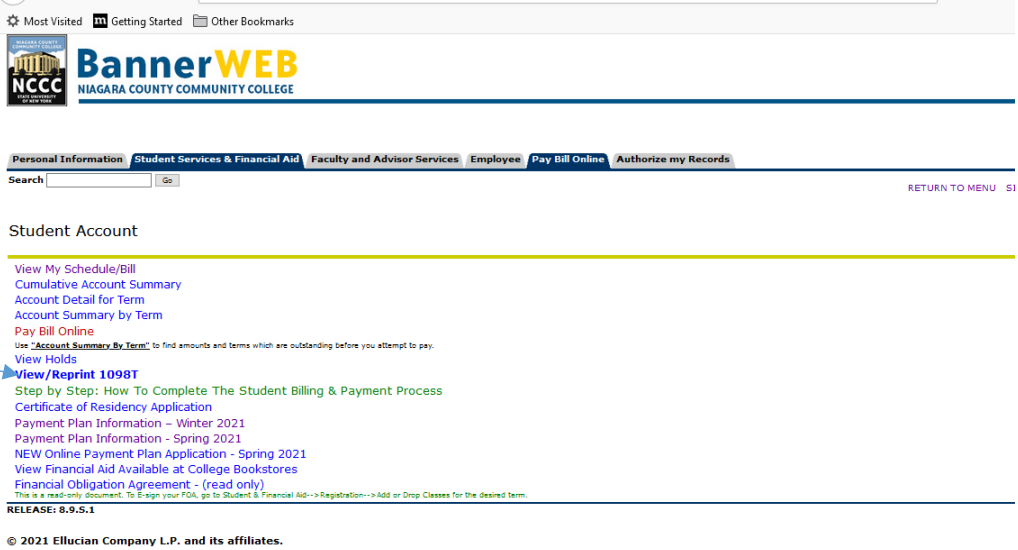
Welcome, [redacted] to the **NCCC Banner Information System!** Last web access on Jan 22, 2021 at 04:58 pm

- Students - Have you logged into your TWolves Mail yet? You may have an important message waiting for you. Call the college's helpdesk at 210-2505 or stop in D-163 if you are having difficulties.**
- Room assignments are subject to change at any time. Please review your schedule the week prior to the start of classes to confirm locations.**
- Please direct your attention to campus locations:
 - M** = Sanborn Campus (3111 Saunders Sett. Rd., Sanborn, NY 14132)
 - NF** = Niagara Falls Culinary Institute (28 Old Falls St., Niagara Falls, NY 14303)
 - Please consider that it takes approximately 30 minutes to commute between the two campus locations.
- Mandatory COVID Screening**
Mandatory screening for COVID-19.
- Personal Information**
Update contact information or marital status; view current address; review name or social security number change information;
Change your PIN; Customize your directory profile.
- Student & Financial Aid**
Apply for admission; Register for classes; View academic records/class schedule; Apply for financial aid; Apply for Graduation; Blackboard Learn; Print online enrollment verifications.
- Faculty & Advisors**
Enter Grades and ; View Class Lists and Student Information
- Employee**
Time sheets; Time off; benefits; leave or job data; paystubs; W2 and T4 forms; W4 data.
- Student Accounts**
View account balance; view account history and REQUEST REPRINT 1098T/View/Print Schedule Bill; [Pay Bill Online](#).
- Tax Notification - 1098-T Electronic Consent**
Niagara County Community College, in conjunction with EDCU, is offering you the opportunity to receive your 1098-T Tuition Statement Tax Form electronically this year. If you would like to receive your 1098-T form electronically, please give your consent by clicking on this link. [Click here for instructions.](#)
- [1098T Reprint and Access - Help](#)

RELEASE: 8.9.5.1

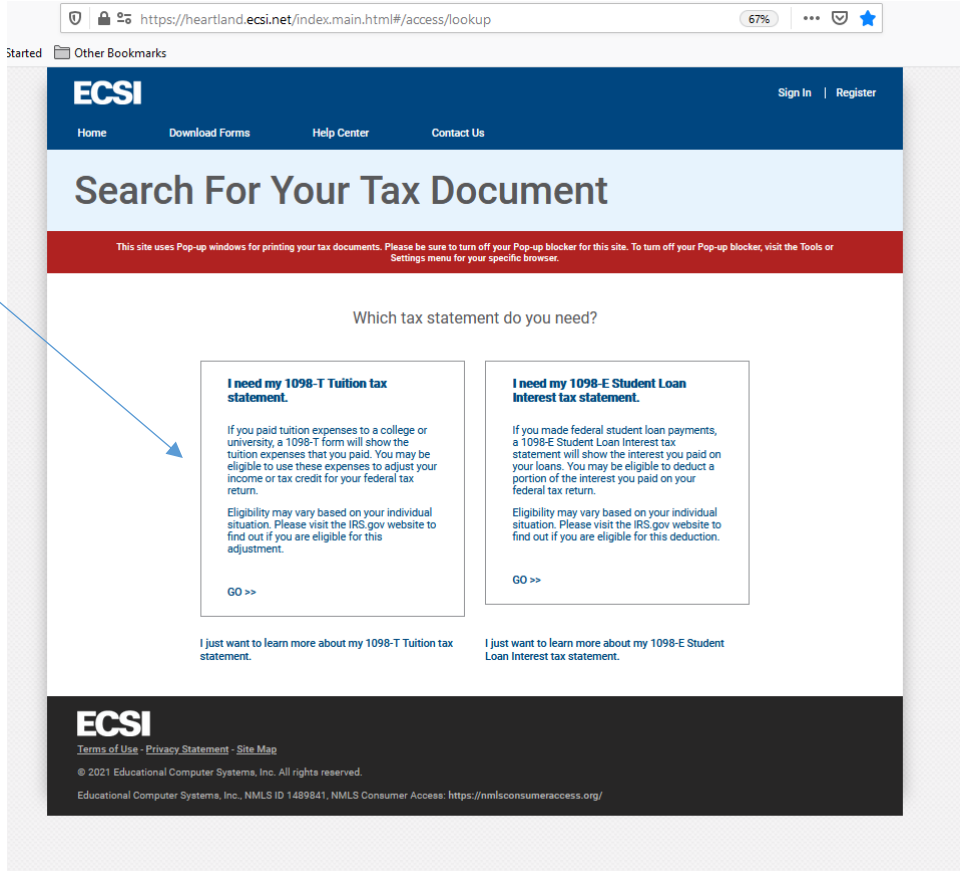
© 2021 Ellucian Company L.P. and its affiliates.

3. Select View/Print 1098-T



The screenshot shows the BannerWEB Student Account page for Niagara County Community College. The page has a navigation bar with links for Personal Information, Student Services & Financial Aid, Faculty and Advisor Services, Employee, Pay Bill Online, and Authorize my Records. A search bar is located below the navigation bar. The main content area is titled "Student Account" and lists several links: View My Schedule/Bill, Cumulative Account Summary, Account Detail for Term, Account Summary by Term, Pay Bill Online, View Holds, View/Reprint 1098T, Step by Step: How To Complete The Student Billing & Payment Process, Certificate of Residency Application, Payment Plan Information - Winter 2021, Payment Plan Information - Spring 2021, NEW Online Payment Plan Application - Spring 2021, View Financial Aid Available at College Bookstores, and Financial Obligation Agreement - (read only). A blue arrow points to the "View/Reprint 1098T" link. At the bottom of the page, there is a copyright notice: © 2021 Ellucian Company L.P. and its affiliates.

4. That link will take you to the screen below; choose the left box to access your 1098-T



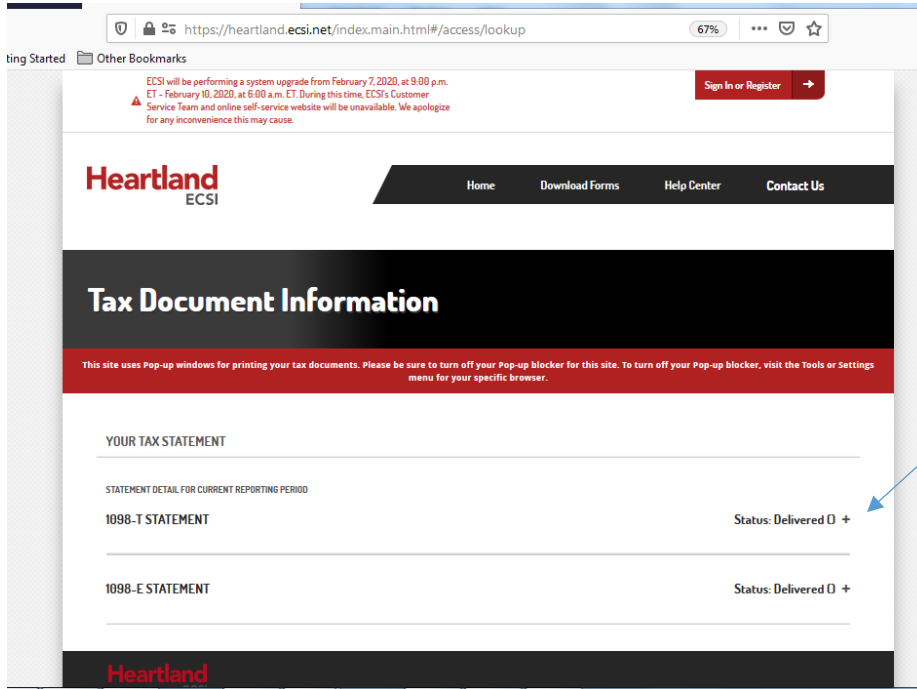
The screenshot shows the ECSI "Search For Your Tax Document" page. The page has a navigation bar with links for Home, Download Forms, Help Center, and Contact Us. The main content area is titled "Search For Your Tax Document" and contains a message: "This site uses Pop-up windows for printing your tax documents. Please be sure to turn off your Pop-up blocker for this site. To turn off your Pop-up blocker, visit the Tools or Settings menu for your specific browser." Below this message is a section titled "Which tax statement do you need?" with two boxes. The left box is titled "I need my 1098-T Tuition tax statement." and contains text about tuition expenses and eligibility. A blue arrow points to the "GO >>" link in the left box. The right box is titled "I need my 1098-E Student Loan Interest tax statement." and contains text about federal student loan payments and eligibility. Below the boxes are two links: "I just want to learn more about my 1098-T Tuition tax statement." and "I just want to learn more about my 1098-E Student Loan Interest tax statement." At the bottom of the page, there is a footer with the ECSI logo, links for Terms of Use, Privacy Statement, and Site Map, and a copyright notice: © 2021 Educational Computer Systems, Inc. All rights reserved. Educational Computer Systems, Inc., NMLS ID 1489841, NMLS Consumer Access: https://nmlsconsumeraccess.org/

5. The next screen is shown below; start typing “Niagara” as shown. Select NCCC when the name appears and click submit. MAKE SURE YOUR POP-UP BLOCKER IS OFF!

6. Here is the next screen, which the student must fill in, complete the Captcha and Continue.

Please note that if you had more than one address while attending school, only those years/forms reported under the zip code you enter on the previous screen will appear.

7. Here is the next screen. To the right of 1098-T Statement, click on the '+' to view the details.



8. The details will appear, similar to what is shown below. On the right you can click on View/Print Statement. You will get a virtual copy of your 1098-T form, which can then be printed.

